




STREET CHILDREN INTERNATIONAL. INC.
STATEMENT OF FINANCIAL POSITION
DECEMBER 31, 2014

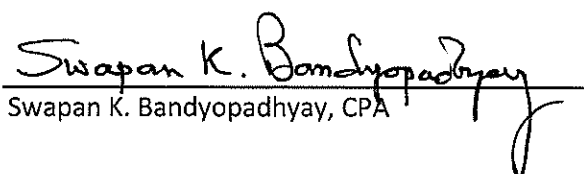
	<u>2014</u> <u>Restricted</u>	<u>2014</u> <u>Unrestricted</u>	<u>2013</u> <u>Restricted</u>	<u>2013</u> <u>Unrestricted</u>
Current Assets:				
Cash	0	37,321	0	32,059
Noncurrent Assets:				
Investments:		0	17,837	0
A. G. Roy Fund	6,091			
Khitish Chandra Fund	1,886			
Dr. Tapan Sarkar Fund	8,363			
Dr. D. Chakrabarty Fund	1,925			
Mrs. Sulekha Mitra Fund	2,100			
Total Assets	<u>20,365</u>	<u>37,321</u>	<u>17,837</u>	<u>32,059</u>
Current Liabilities:				
Accounts Payable	0	507	0	0
Noncurrent Liabilities	0	0	0	0
Total Liabilities	<u>0</u>	<u>507</u>	<u>0</u>	<u>0</u>
Net Assets	20,365	36,814	17,837	32,059
Total Liabilities and Net Assets	<u>20,365</u>	<u>37,321</u>	<u>17,837</u>	<u>32,059</u>


 R. Soundhira Rajan
 President


 Jonaki Singh
 Secretary


 Anit Maitra
 Treasurer

I have examined the above statement of accounts with the records and vouchers and found them to be in agreement with the books and records maintained by the Street Children International, Inc.


 Swapan K. Bandyopadhyay, CPA

STREET CHILDREN INTERNATIONAL. INC.
STATEMENT OF ACTIVITIES
FOR THE YEAR ENDED DECEMBER 31, 2014

	2014 <u>Restricted</u>	2014 <u>Unrestricted</u>	2013 <u>Restricted</u>	2013 <u>Unrestricted</u>
Revenue, Gains & Other Supports:				
Membership Dues/ Subscriptions		1,940		2,420
Dnations:	2,100	17,915	1,880	11,163
Fund Raising		6,687		7,543
Interest		18		20
Dividends	1,248		869	
Long Term Capital Gains	105		255	
Change in Value (Unrealized)	(925)		126	
Total Revenue and Gains	<u>2,528</u>	<u>26,560</u>	<u>3,130</u>	<u>21,146</u>
Expenses:				
Grants:				
Ramakrishna Vivekananda Mission		9,374		9,374
SWA Sambriddhi		-		1,400
Sarada Kalyan Bhandar		1,016		1,016
Hijaldiha Vivekananda Seva Samity		1,100		2,200
Purbosree Mahila Samity		1,150		1,150
Ramakrishna Sarada Mission		-		1,725
UDBHAS		1,600		1,600
SARJAN Foundation		1,000		1,000
MANTRA		1,000		1,000
Comm. In Schools, New Orleans		800		-
R. Thakur: Cleft Surgery		-		263
Fund Raising Expenses		2,659		3,650
Website		111		110
Printing, Postage & Office Supplies		1,204		470
Audit Fee		500		500
Bank Charges		116		114
Miscellaneous		175		81
Total Expenses	<u>-</u>	<u>21,805</u>	<u>-</u>	<u>25,653</u>
Change in Net Assets	2,528	4,755	3,130	(4,507)
Net Assets at January 1	17,837	32,059	14,707	36,566
Net Assets at December 31	<u>20,365</u>	<u>36,814</u>	<u>17,837</u>	<u>32,059</u>